


# Upstate and Peer States

## Comparisons of Key Tax Rates

Presentation by E.J. McMahon  
*February 2014*

EMPIRE  CENTER





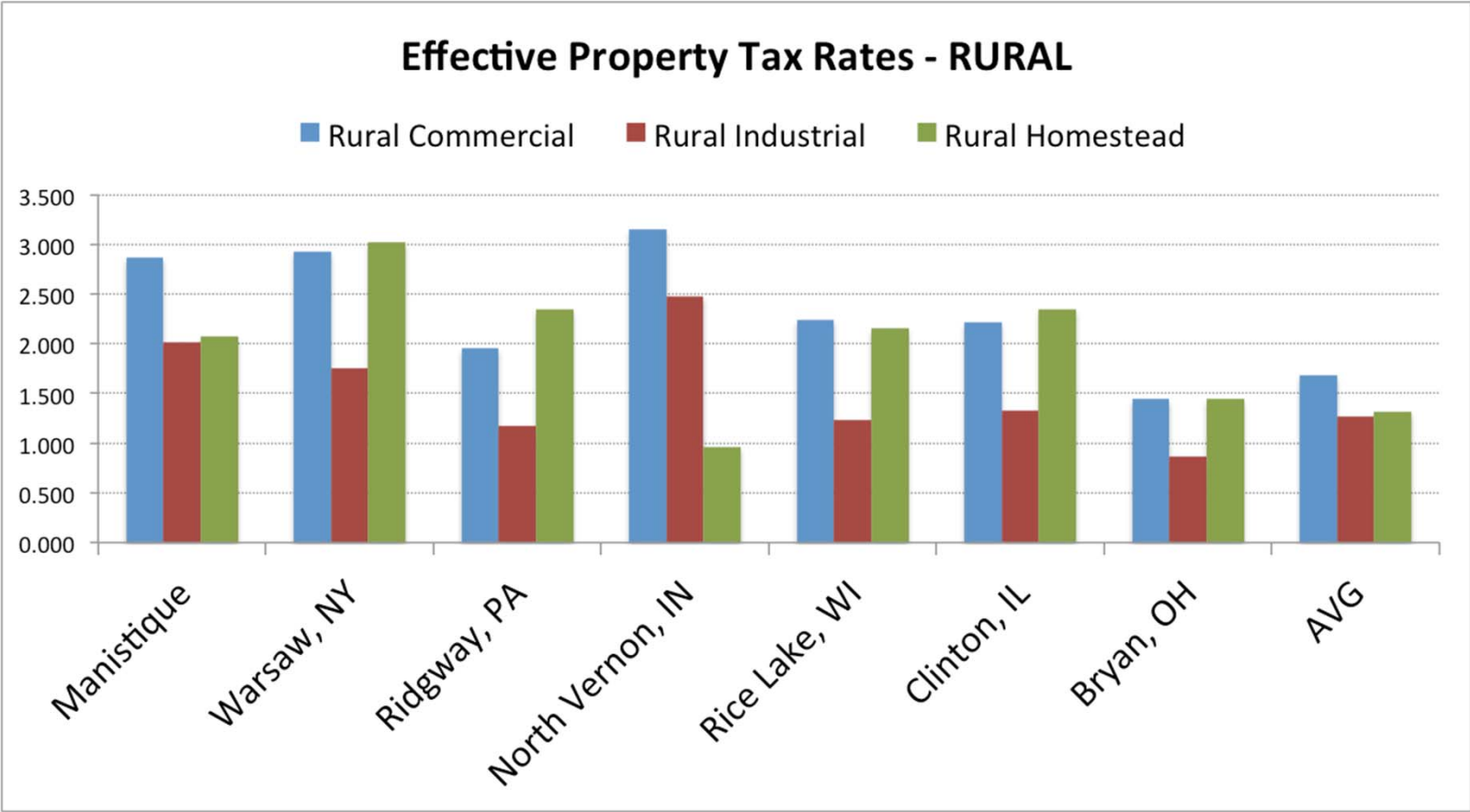
Source: 50-State Property Tax Comparison Study, Lincoln Land Institute and Minnesota Center for Fiscal Excellence

Commercial = \$1 million in value

Industrial = \$25 million in value w/50% inventories and fixtures

Homestead= Q2 2012 median for each city

Buffalo is above the 50-state average in all three property tax categories, but is not the highest of any among cities in the peer states.



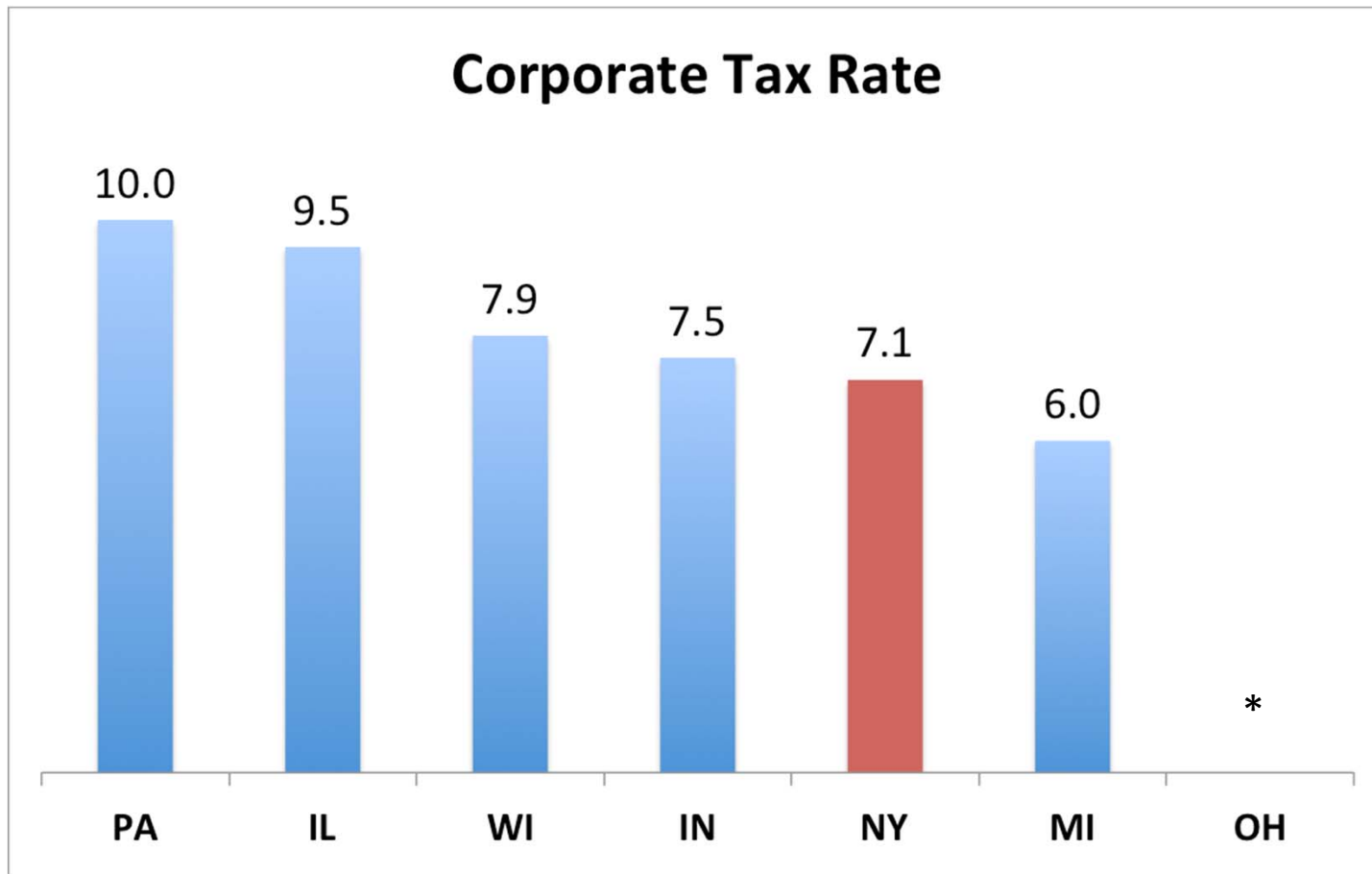
Source: 50-State Property Tax Comparison Study, Lincoln Land Institute and Minnesota Center for Fiscal Excellence

Commercial = \$1 million in value

Industrial = \$25 million in value w/50% inventories and fixtures

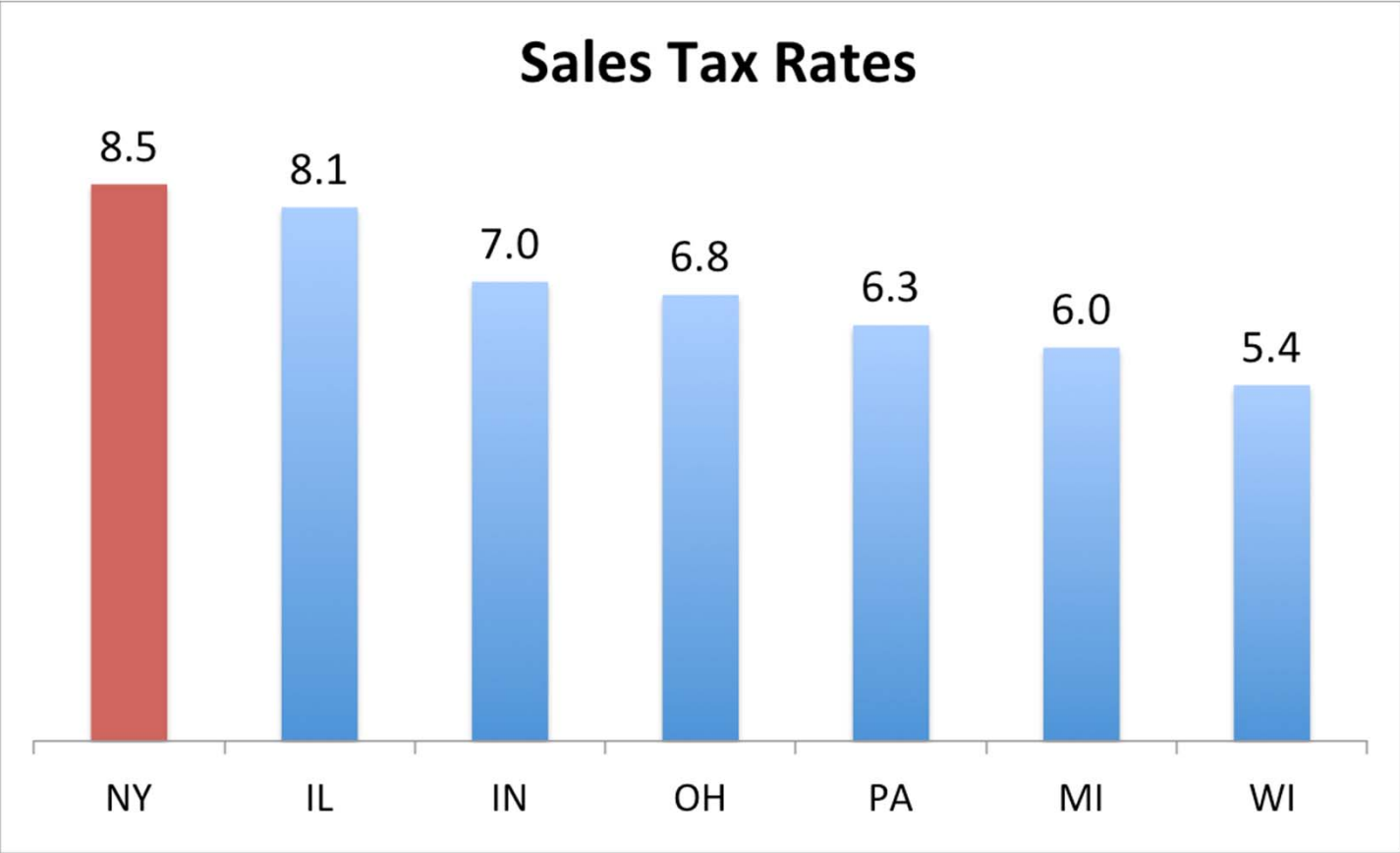
Homestead = \$150,000 value

Warsaw, NY, is above the 50-state average in all three property tax categories for rural locations, and had highest effective rate for homesteads.



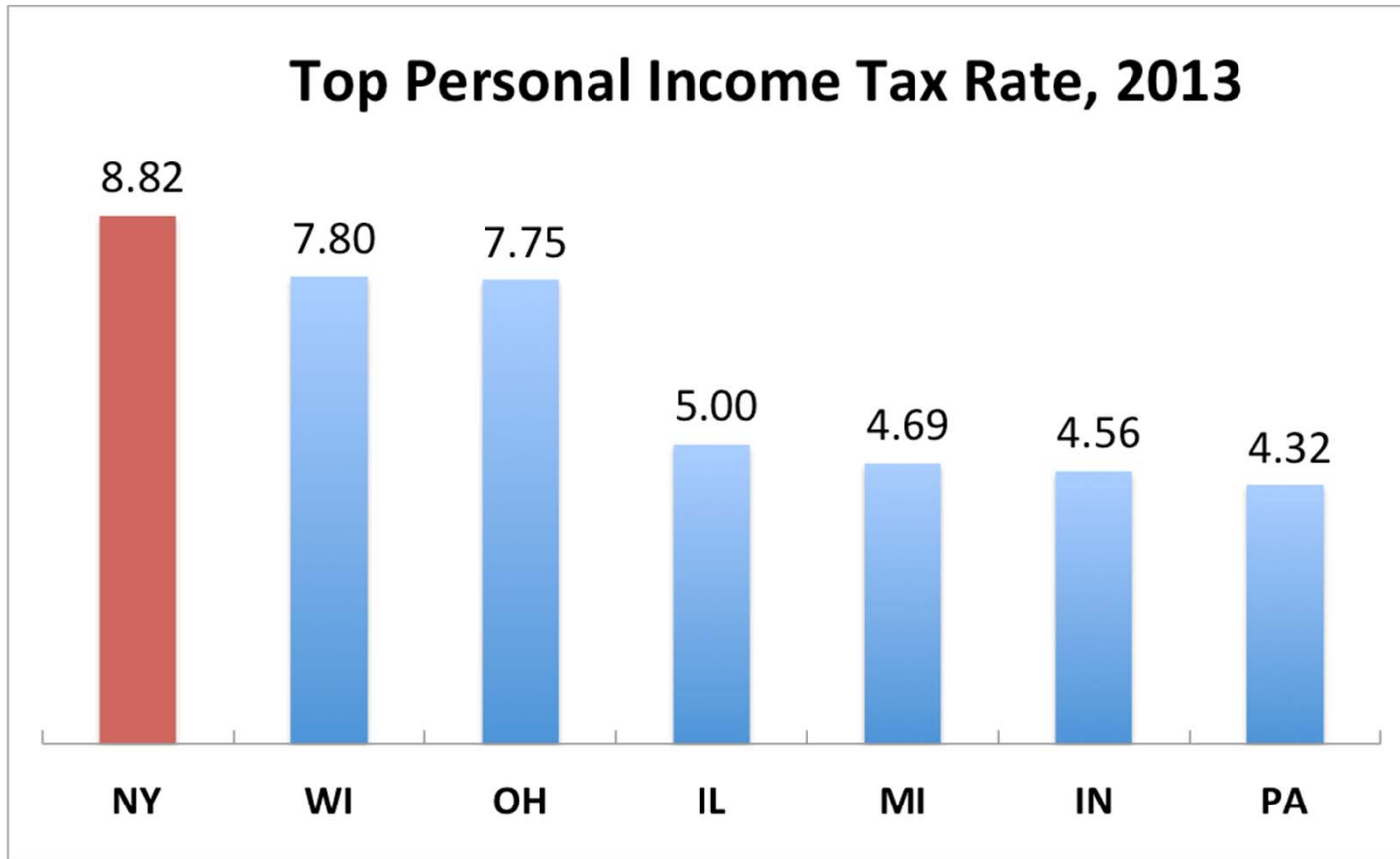
Source: Federation of Tax Administrators

\* Ohio no longer levies a tax based on income (except for a particular subset of corporations), but instead imposes a Commercial Activity Tax (CAT) equal to \$150 for gross receipts situated to Ohio of between \$150,000 and \$1 million, plus 0.26% of gross receipts over \$1 million. Banks continue to pay a franchise tax of 1.3% of net worth. For those few corporations for whom the franchise tax on net worth or net income still applies, a litter tax also applies.



Source: Tax Foundation

Includes average of local sales tax rates where applicable.



*Source: Tax Foundation*

Top NY rate applies to incomes of \$1 million for single filers to \$2 million for married-joint filers. Married-joint thresholds are \$208,500 for OH and \$315,460 for WI. Other states shown have flat taxes, with some income exclusions and modifications. OH, WI, IN and MI rates include average local income tax rate.

---

## Death Taxes for NY and Selected Upper Midwest States

	<i>Death Tax Type</i>	<i>Exemption</i>	<i>Top rate</i>
New York	Estate	\$1 million	16%
Pennsylvania	Inheritance	-	15%
Ohio		NONE	
Michigan		NONE	
Indiana		NONE	
Illinois	Estate	\$4 million	16%
Wisconsin		NONE	

*Source: Forbes*

---



Compared to the peer states highlighted above—focusing mainly on headline rates—upstate New York is furthest out of line in average taxation of high incomes and accumulated wealth, sales, and property of all kinds, in that order. It is most competitive with these states in the area of corporate income taxation.